

BLIZZARD BAG 1




Art III, IV




All artists, whether realistic, abstract or nonobjective, use the same visual language to put together their paintings. The difference is that the realistic artist uses that visual language to *describe* the subject, whereas the abstract artist uses that visual language in conjunction with subject matter to *express feelings or ideas*. The nonobjective artist goes even further and applies the visual language to express feelings and ideas without the use of recognizable subject matter.

Tips to Use When Moving From Realism to Abstraction

1. Search out the natural abstraction in the subject
2. Disregard detail, perspective, and the rendering of three-dimensional form
3. Stylize shapes
4. Use color to express a mood rather than describe objects
5. Paint relationships and rhythms of shapes, values, colors, lines, textures, and patterns rather than things

Assignment: Choose an everyday object and draw it realistically. Draw the object 3 more times simplifying more each time. Use the tips above to help with this process. By the fourth and final drawing the object should be nonobjective - unrecognizable. All images may be drawn, or some images may be drawn and some may be painted or collaged. In the example seen below a cow was the chosen object.





7. 5. 6