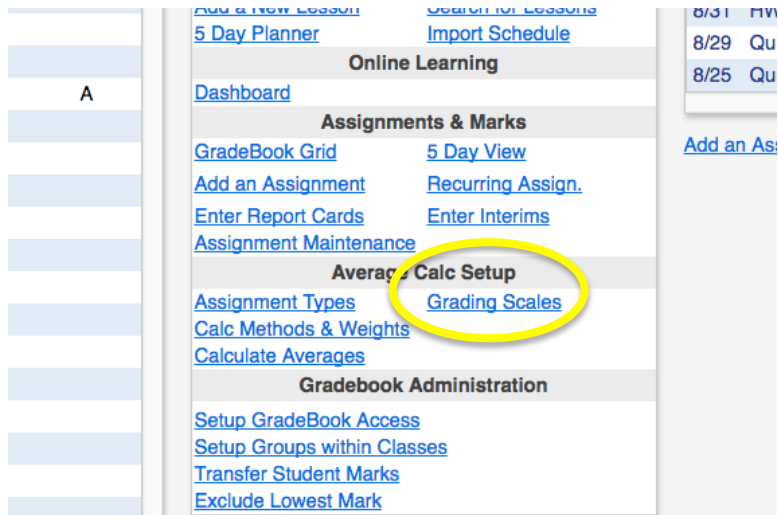
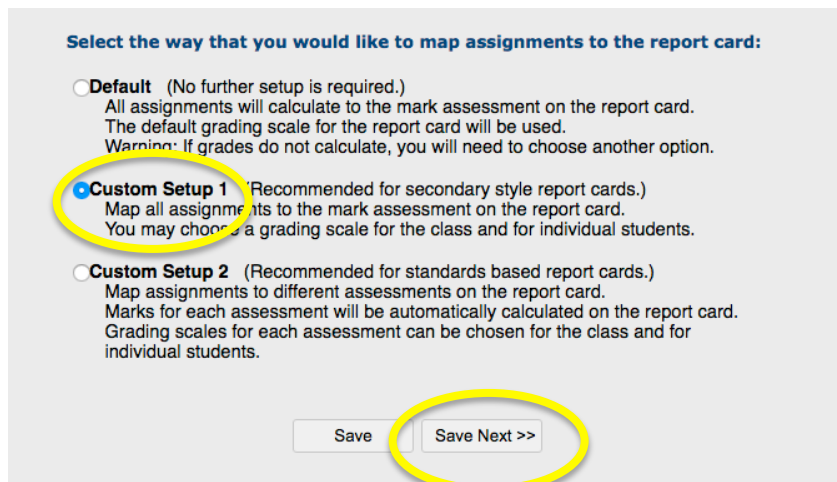


Setting Grading Scale in Progress Book

If you do not complete these steps, you'll see a ? instead of a grade in Progress Book.



The screenshot shows a navigation menu for a Progress Book. The menu is organized into several sections: 'Online Learning', 'Assignments & Marks', 'Average Calc Setup', and 'Gradebook Administration'. The 'Average Calc Setup' section is highlighted with a yellow oval, and within it, the 'Grading Scales' link is also highlighted with a yellow oval. Other visible links include 'Add a New Lesson', '5 Day Planner', 'Dashboard', 'GradeBook Grid', 'Add an Assignment', 'Enter Report Cards', 'Assignment Maintenance', 'Assignment Types', 'Calc Methods & Weights', 'Calculate Averages', 'Setup GradeBook Access', 'Setup Groups within Classes', 'Transfer Student Marks', and 'Exclude Lowest Mark'. On the right side, there is a calendar snippet showing dates 8/31, 8/29, and 8/25, and a link 'Add an As:'.

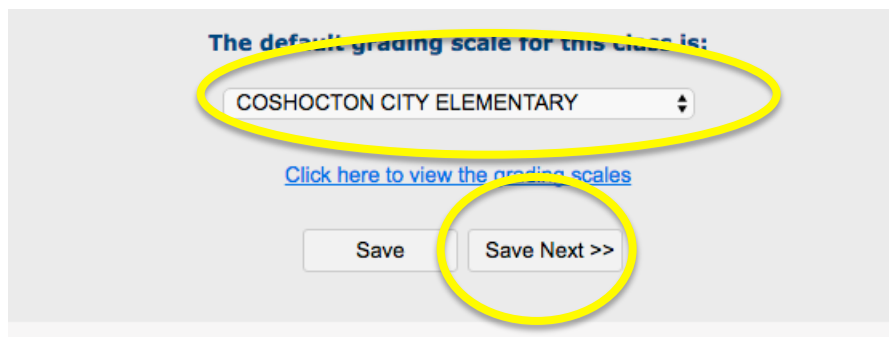


The screenshot shows a dialog box titled 'Select the way that you would like to map assignments to the report card:'. It contains three radio button options: 'Default', 'Custom Setup 1', and 'Custom Setup 2'. 'Custom Setup 1' is selected and highlighted with a yellow oval. Below the options are two buttons: 'Save' and 'Save Next >>', with the latter being highlighted with a yellow oval.

Select the way that you would like to map assignments to the report card:

- Default** (No further setup is required.)
All assignments will calculate to the mark assessment on the report card.
The default grading scale for the report card will be used.
Warning: If grades do not calculate, you will need to choose another option.
- Custom Setup 1** (Recommended for secondary style report cards.)
Map all assignments to the mark assessment on the report card.
You may choose a grading scale for the class and for individual students.
- Custom Setup 2** (Recommended for standards based report cards.)
Map assignments to different assessments on the report card.
Marks for each assessment will be automatically calculated on the report card.
Grading scales for each assessment can be chosen for the class and for individual students.

Save Save Next >>



The screenshot shows a dialog box titled 'The default grading scale for this class is:'. It features a dropdown menu with 'COSHOCKTON CITY ELEMENTARY' selected, highlighted with a yellow oval. Below the dropdown is a link 'Click here to view the grading scales'. At the bottom are two buttons: 'Save' and 'Save Next >>', with the latter being highlighted with a yellow oval.

The default grading scale for this class is:

COSHOCKTON CITY ELEMENTARY

[Click here to view the grading scales](#)

Save Save Next >>

Snyaer, Courtney	Class Default
Strange, Natalie	Class Default
Strohl, Dreyden	Class Default
Thornsley, Max	Class Default
Tiedt, Jaeli	Class Default
Underwood, Addison	Class Default
Watson, Jaireous	Class Default
Wiredu, Nela	Class Default

[Click here to view the grading scales](#)

Save Save Next >>

Grading Scale | Student Override | **Copy**

Copy this Custom Setup 1 setup to the following classes:

- Behavior 4: 44 COMMENTS 4: 44
- MATH 4: 41 MATH 4: 43

De-Select All

Copy

Mapping | Grading Scale | Student Override | **Copy**

Copy this Custom Setup 1 setup to the following classes:

- Behavior 4: 44 COMMENTS 4: 44
- MATH 4: 41 MATH 4: 43

Select All

De-Select All

Copy

Copy Complete!