

Learning Target: I can learn to handle computer lab equipment properly.

Color the picture below. Discuss what the child might say to the boy who is asking, "Is this yours?" Help your child write a response in the speech bubble provided.

CyberSmart!®

Name _____ Date _____

Is this yours?

You take care of things that belong to you.
Take care of things that belong to others, too.



Note to Families: Today your children discussed the ownership of objects and learned that computers in school are the property of the school. In doing so, they have begun to use computer technology ethically.

Manners: *Computer Ethics*

© The CyberSmart! Education Company

Is this yours?
Activity Sheet 1 of 1

Learning Target: I can learn to handle computer lab equipment properly.

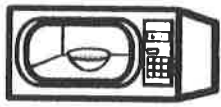
What Is a Computer?

A Computer Is a Machine

A computer is a machine. It is used to help you with your work. You may think that a computer is very smart, but it really is not. It is only a machine and, like any machine, can only do what you tell it to do.

Activity:

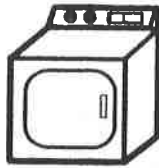
Look at the pictures below and circle the machines.



microwave



flower



clothes
dryer



calculator

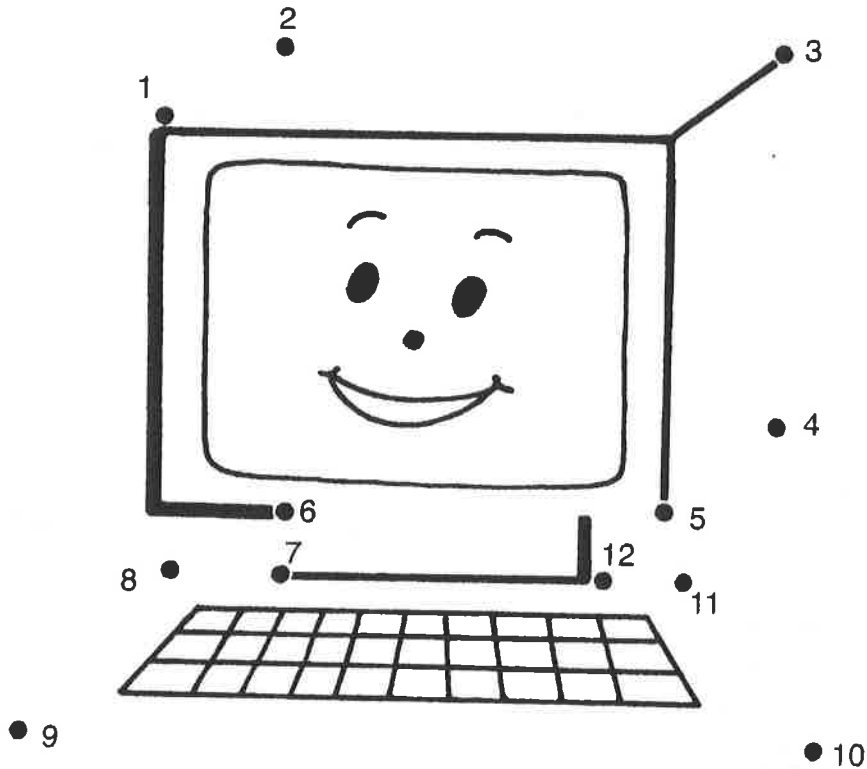


baseball



video game
system

Activity: Connect the dots to draw a computer.



Extension: Name other machines you use or see used every day. These machines (tools) all have special jobs. For example, a washing machine cleans your dirty clothes.

Hardware



Output Devices

Another type of peripheral device is an **output device**. It is a piece of computer hardware that displays output to you after the computer has processed the data you input.

Try to remember it this way:

input —> in put —> put in
output —> out put —> put out

Activity: Match the number from each output device with its picture by writing the correct number on the line provided.

___ **Monitor**—This is the screen on which words, numbers, and graphics are displayed for you to see. The cathode ray tube (CRT) is found inside the monitor. The monitor is the most common output device.


___ **Printer**—This output device prints whatever is on the monitor onto paper. Printers will print words, numbers, and graphics. There are a variety of printers from which you can choose.

___ **MODEM**—This acts not only as an input device but also as an output device when it sends messages from your computer to other computers.

___ **Disks and Disk Drives**—When you save your data onto a disk for future use, disks and disk drives act as output devices.

___ **Speakers**—Sound is output from your computer through speakers. They are either built inside your computer or are external, like those in a stereo system. Some computers have the ability to imitate human speech and can actually be programmed to talk with speech and voice synthesizers.

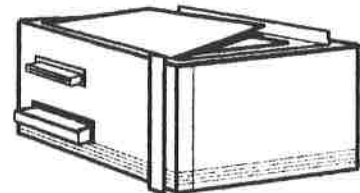
1.



2.




3.



4.



5.



Extension: Try to use as many of these output devices as possible.